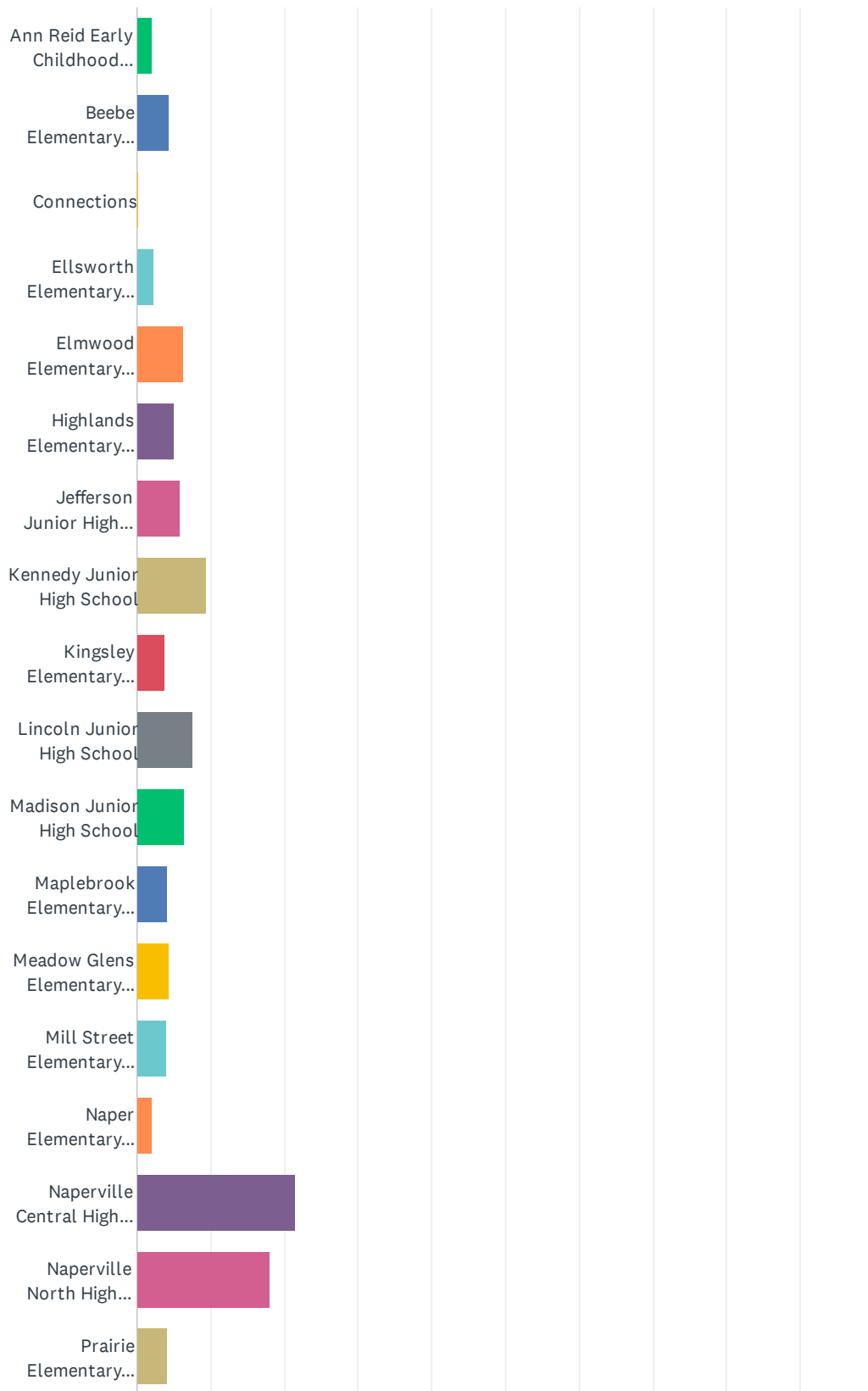
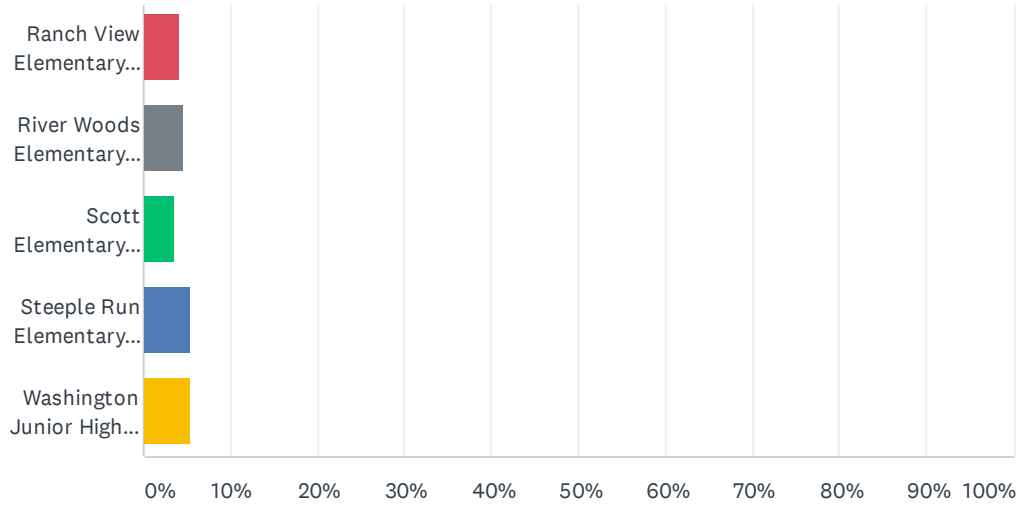


Q1 What school(s) is/are your child(ren) enrolled to attend this fall? Please select all that apply.

Answered: 4,677 Skipped: 0



Naperville 203 Learning Needs Survey

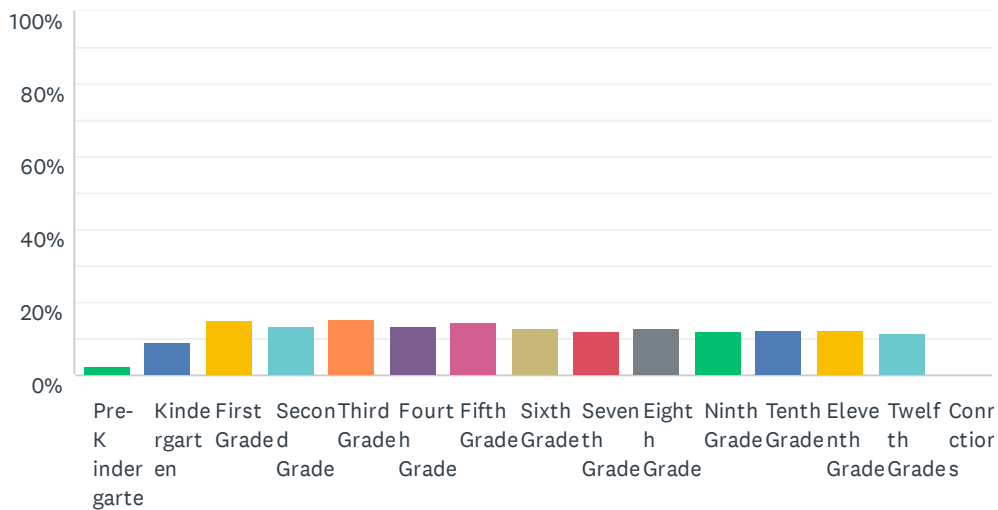


Naperville 203 Learning Needs Survey

ANSWER CHOICES	RESPONSES	
Ann Reid Early Childhood Center	2.14%	100
Beebe Elementary School	4.49%	210
Connections	0.28%	13
Ellsworth Elementary School	2.29%	107
Elmwood Elementary School	6.20%	290
Highlands Elementary School	5.05%	236
Jefferson Junior High School	5.79%	271
Kennedy Junior High School	9.43%	441
Kingsley Elementary School	3.85%	180
Lincoln Junior High School	7.46%	349
Madison Junior High School	6.50%	304
Maplebrook Elementary School	4.23%	198
Meadow Glens Elementary School	4.47%	209
Mill Street Elementary School	4.00%	187
Naper Elementary School	2.16%	101
Naperville Central High School	21.64%	1,012
Naperville North High School	18.07%	845
Prairie Elementary School	4.11%	192
Ranch View Elementary School	4.28%	200
River Woods Elementary School	4.53%	212
Scott Elementary School	3.49%	163
Steeple Run Elementary School	5.45%	255
Washington Junior High School	5.39%	252
Total Respondents: 4,677		

Q2 What grade(s) will your child(ren) be in this fall? Please select all that apply.

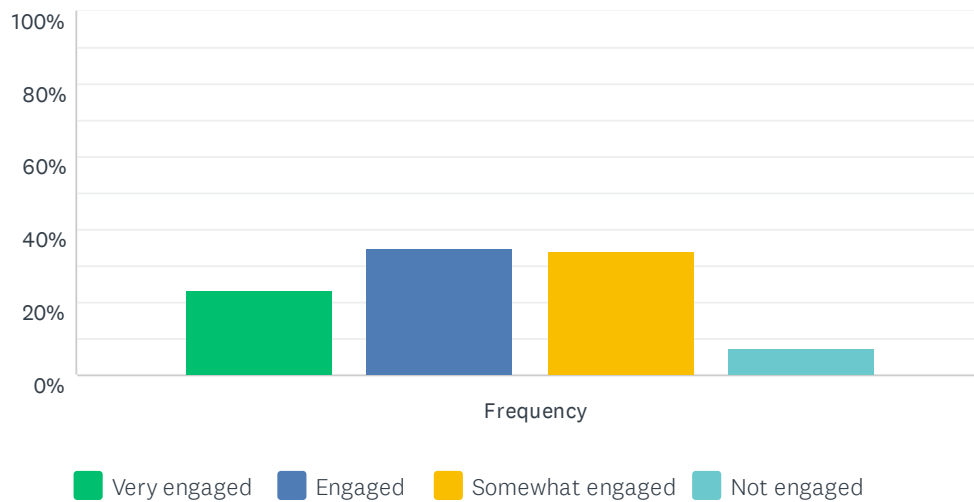
Answered: 4,677 Skipped: 0



ANSWER CHOICES	RESPONSES	
Pre-Kindergarten	2.42%	113
Kindergarten	8.85%	414
First Grade	15.05%	704
Second Grade	13.56%	634
Third Grade	15.44%	722
Fourth Grade	13.28%	621
Fifth Grade	14.71%	688
Sixth Grade	12.96%	606
Seventh Grade	12.02%	562
Eighth Grade	12.87%	602
Ninth Grade	12.17%	569
Tenth Grade	12.66%	592
Eleventh Grade	12.27%	574
Twelfth Grade	11.52%	539
Connections	0.34%	16
Total Respondents: 4,677		

Q3 How engaged was/were your child(ren) in remote learning activities this past spring?

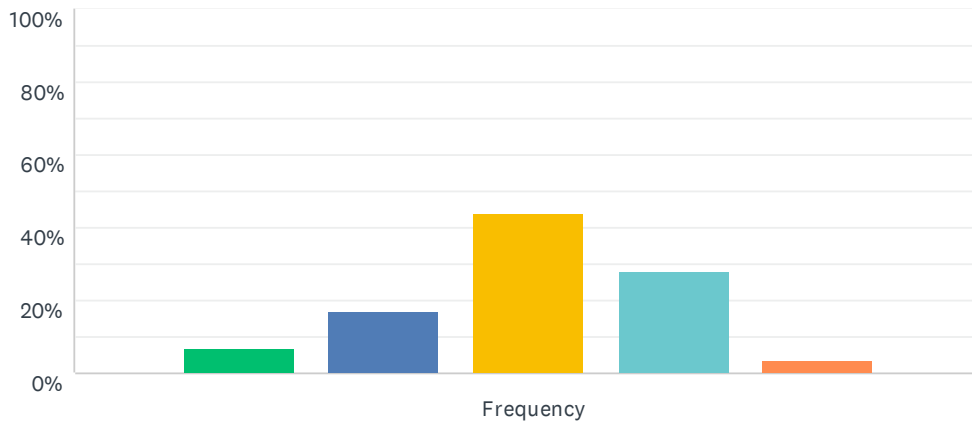
Answered: 4,677 Skipped: 0



	VERY ENGAGED	ENGAGED	SOMEWHAT ENGAGED	NOT ENGAGED	TOTAL	WEIGHTED AVERAGE
Frequency	23.31% 1,090	35.09% 1,641	34.06% 1,593	7.55% 353	4,677	2.26

Q4 How much of the day did your child(ren) participate in remote learning activities this past spring?

Answered: 4,677 Skipped: 0

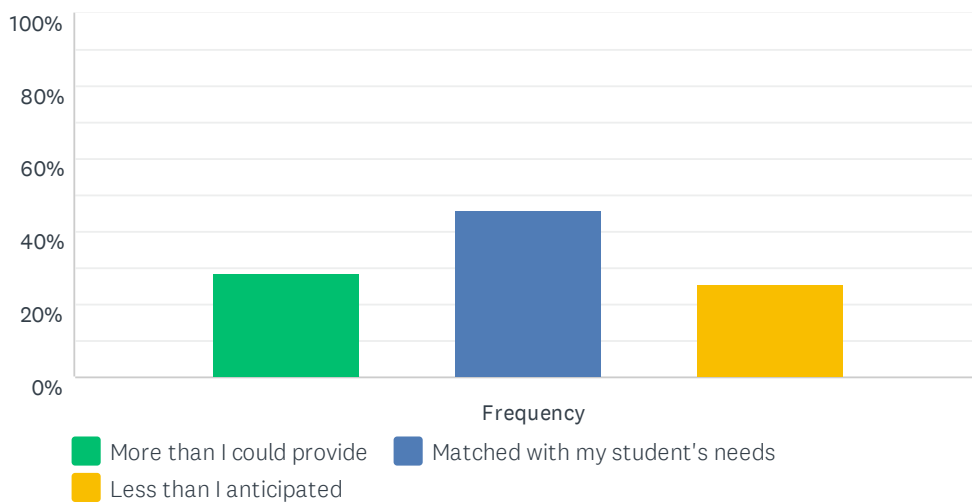


■ Almost all of the day
 ■ Most of the day
 ■ Some of the day
■ A little bit of the day
 ■ Almost none of the day

	ALMOST ALL OF THE DAY	MOST OF THE DAY	SOME OF THE DAY	A LITTLE BIT OF THE DAY	ALMOST NONE OF THE DAY	TOTAL	WEIGHTED AVERAGE
Frequency	7.03% 329	16.85% 788	44.17% 2,066	28.20% 1,319	3.74% 175	4,677	3.05

Q5 During remote learning this past spring, the amount of instructional support my student(s) required from me to be successful was...

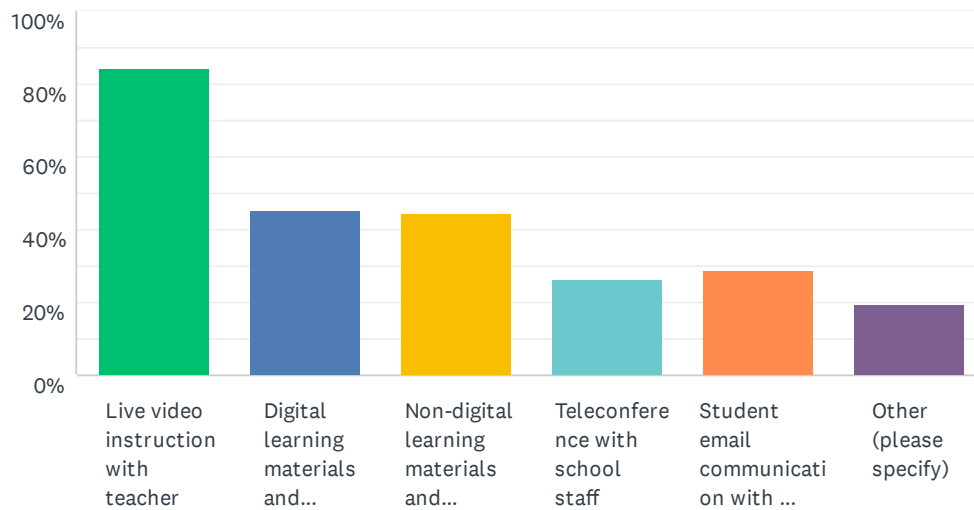
Answered: 4,677 Skipped: 0



	MORE THAN I COULD PROVIDE	MATCHED WITH MY STUDENT'S NEEDS	LESS THAN I ANTICIPATED	TOTAL	WEIGHTED AVERAGE
Frequency	28.50% 1,333	45.93% 2,148	25.57% 1,196	4,677	1.97

Q6 In the future, remote learning experiences for my student(s) would be improved through the use of...

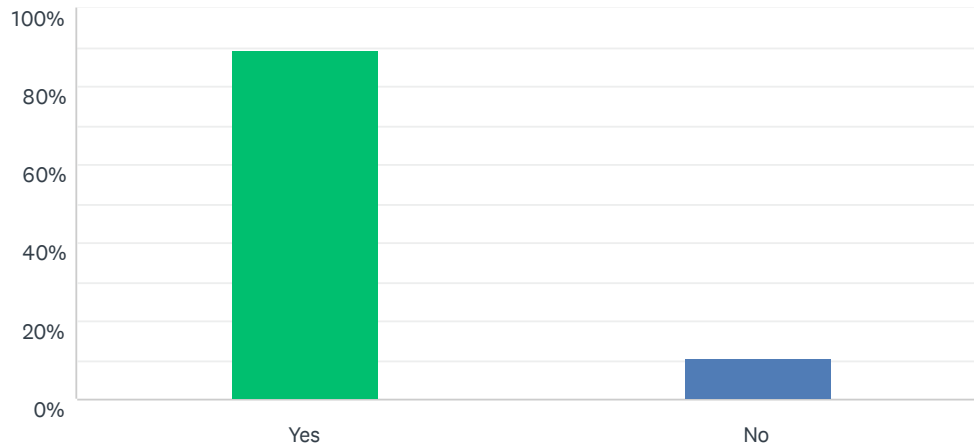
Answered: 4,677 Skipped: 0



ANSWER CHOICES	RESPONSES	
Live video instruction with teacher	84.39%	3,947
Digital learning materials and activities (i.e., IXL, Canvas, SeeSaw, Ready, etc.)	45.26%	2,117
Non-digital learning materials and activities	44.69%	2,090
Teleconference with school staff	26.30%	1,230
Student email communication with the teacher	29.25%	1,368
Other (please specify)	19.35%	905
Total Respondents: 4,677		

Q7 Do you intend to send your student(s) to school when the Illinois Department of Public Health indicates that in-person instruction may resume?

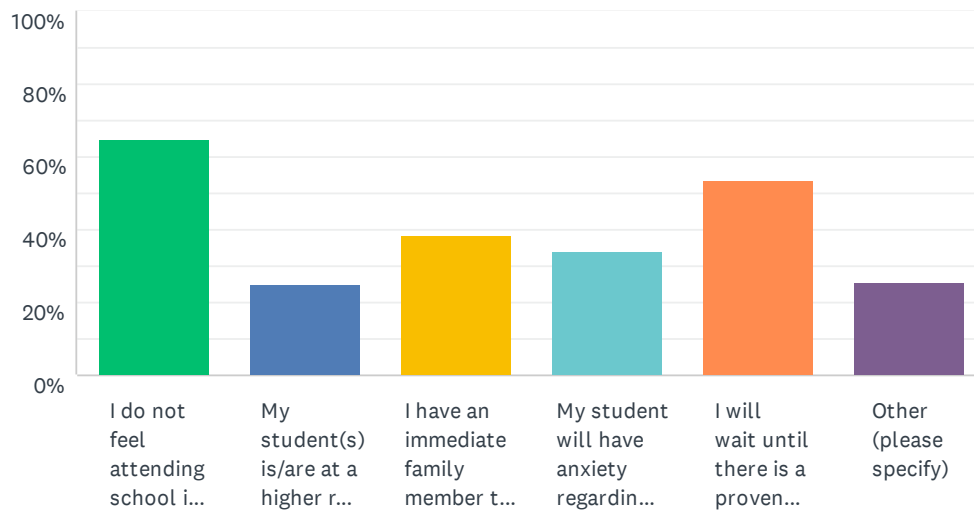
Answered: 4,677 Skipped: 0



ANSWER CHOICES	RESPONSES	
Yes	89.25%	4,174
No	10.75%	503
TOTAL		4,677

Q8 Why would you choose NOT to send your student(s) back to school? Please select all that apply.

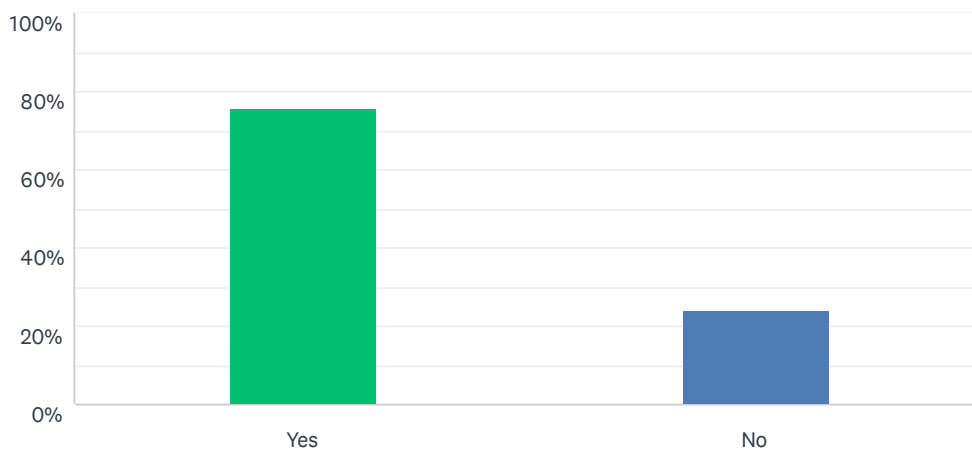
Answered: 499 Skipped: 4,178



ANSWER CHOICES	RESPONSES	
I do not feel attending school is safe even with Illinois Department of Public Health guidelines in place.	65.13%	325
My student(s) is/are at a higher risk for contracting COVID-19 due to chronic lung disease, asthma, a heart condition, immunocompromised, obesity, kidney disease, liver disease, diabetes, or other medical condition.	24.85%	124
I have an immediate family member that is at higher risk for contracting COVID-19.	38.68%	193
My student will have anxiety regarding returning to school in the midst of the COVID-19 pandemic.	33.87%	169
I will wait until there is a proven vaccine for COVID-19 before sending my student(s) back to school.	53.51%	267
Other (please specify)	25.65%	128
Total Respondents: 499		

Q9 With social distancing in place and everyone wearing masks, would you feel comfortable sending your student(s) to school on the bus with routine driver temperature checks and symptom monitoring?

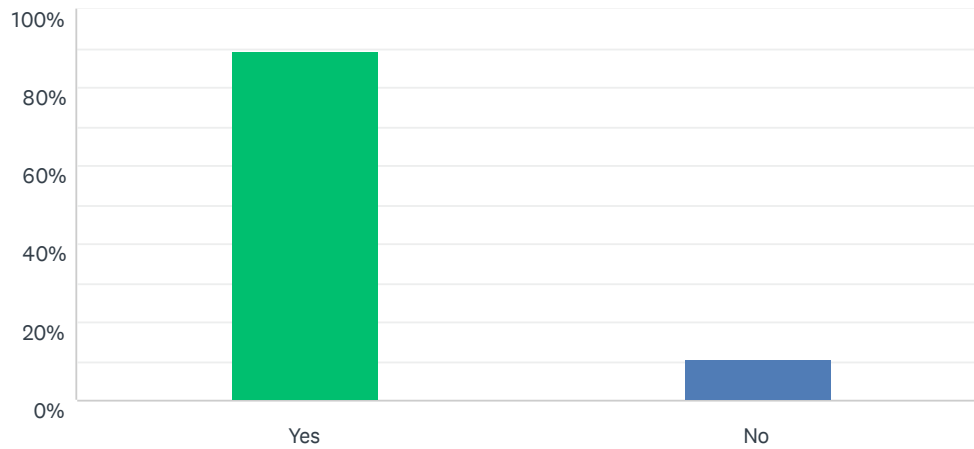
Answered: 4,168 Skipped: 509



ANSWER CHOICES	RESPONSES	
Yes	75.65%	3,153
No	24.35%	1,015
TOTAL		4,168

Q10 If you are not comfortable sending your student(s) to school on a bus, do you have an alternate form of transportation?

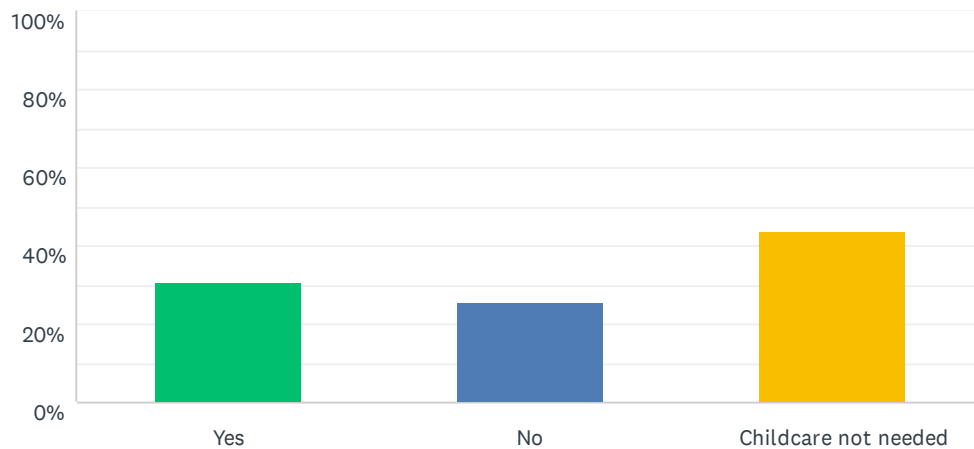
Answered: 1,016 Skipped: 3,661



ANSWER CHOICES	RESPONSES	
Yes	89.47%	909
No	10.53%	107
TOTAL		1,016

Q11 If the Illinois Department of Public Health allows us to return to school with a modified schedule (partial day or alternate attendance days), do you have childcare available if needed?

Answered: 4,127 Skipped: 550



ANSWER CHOICES	RESPONSES	
Yes	30.70%	1,267
No	25.71%	1,061
Childcare not needed	43.59%	1,799
TOTAL		4,127

Q12 Please provide any additional comments.

Answered: 2,055 Skipped: 2,622